

RIDERSERIES
RCM570006

Weidmüller Interface GmbH & Co. KG
 Klingenbergstraße 16
 D-32758 Detmold
 Germany
 Fon: +49 5231 14-0
 Fax: +49 5231 14-292083
 www.weidmueller.com



Standard relays in the RIDERSERIES RCM

- 4 CO contacts
- Optionally AC or DC coils
- with test button
- Comes optionally with integrated status display and/or free-wheel diode

General ordering data

Order No.	8074650000
Type	RCM570006
Version	RIDERSERIES, Relais, No. of contacts: 4, CO contact with test button, AgNi 90/10, Rated control voltage: 6 V DC, Continuous current: 6 A, Plug-in connection
GTIN (EAN)	4008190103118
Qty.	10 pc(s).

RIDERSERIES
RCM570006

Weidmüller Interface GmbH & Co. KG
 Klingenbergstraße 16
 D-32758 Detmold
 Germany
 Fon: +49 5231 14-0
 Fax: +49 5231 14-292083
 www.weidmueller.com

Technical data
Ratings

Conductor connection system	Plug-in connection	Humidity	40 °C / 93 % rel. humidity, no condensation
Weight	30 g	UL 94 flammability rating	V-0

Dimensions and weights

Width	22.5 mm	Height	28 mm
Depth	29 mm	Weight	30 g
Net weight	30.5 g		

Temperatures

Operating temperature	-40 °C...+70 °C	Storage temperature	-40 °C...+85 °C
-----------------------	-----------------	---------------------	-----------------

Input

Rated control voltage	6 V DC	Rated current AC	125.0 mA
Coil resistance	48 Ω ± 10 %	Power rating	750 mW
Pull-in (sparkover) / drop-out voltage DC coil	4.5 V / 0.6 V		

Output

Rated switching voltage	240 V AC	Max. switching voltage, AC	240 V
Continuous current	6 A	making current	12 A / 20 ms
Max. switching power	1500 VA	Response time	15 ms / 10 ms
Duration of Bounce	5 ms	Min. switching power	100 mA / 5 V, 10 V / 10 mA, 24 V / 1 mA
Max. switching frequency at rated load	0.1 Hz		

Contact specifications

No. of contacts	4	Contact design	CO contact with test button
Contact material	AgNi 90/10	Mechanical service life	AC coil 20 x 10 ⁶ Switching cycles, DC coil 30 x 10 ⁶ Switching cycles

Insulation coordination

Rated voltage	250 V	Clearance and creepage distances for control side - load side	≥ 4 mm
Dielectric strength for control side - load side	2.5 KV _{eff} / 1 min.	Impulse withstand voltage	5 kV (1.2/50 μs)
Protection degree	IP 50	Insulating material group	IIIa

Other technical data

Version	Without LED
---------	-------------

Further details of approvals / standards

Standards	IEC 61810-1, UL508
-----------	--------------------

**RIDERSERIES
RCM570006**

Weidmüller Interface GmbH & Co. KG
Klingenbergstraße 16
D-32758 Detmold
Germany
Fon: +49 5231 14-0
Fax: +49 5231 14-292083
www.weidmueller.com

Technical data**Classifications**

ETIM 2.0	EC001437	ETIM 3.0	EC001437
UNSPSC	30-21-19-17	eClass 4.1	39-12-15-35
eClass 5.1	27-37-16-01	eClass 6.0	27-37-16-01
eClass 7.0	27-37-16-01		

Approvals

Approvals

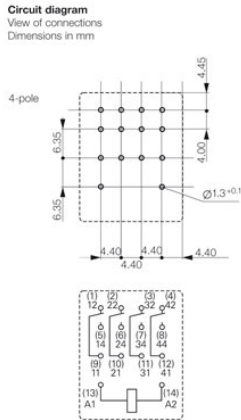
**Downloads**Declaration of Conformity [K295_12_10.pdf](#)

**RIDERSERIES
RCM570006**

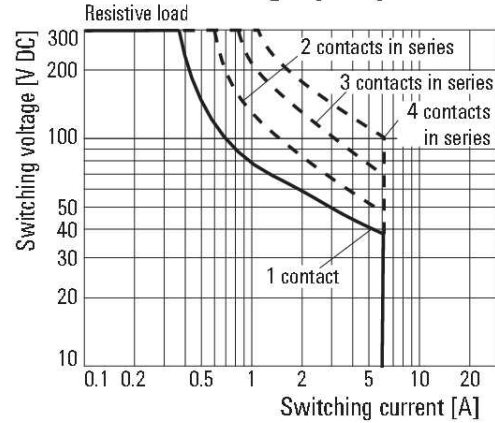
Weidmüller Interface GmbH & Co. KG
 Klingenbergstraße 16
 D-32758 Detmold
 Germany
 Fon: +49 5231 14-0
 Fax: +49 5231 14-292083
 www.weidmueller.com

Drawings

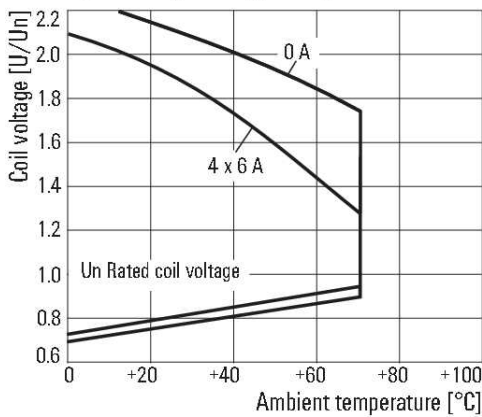
Electric symbol



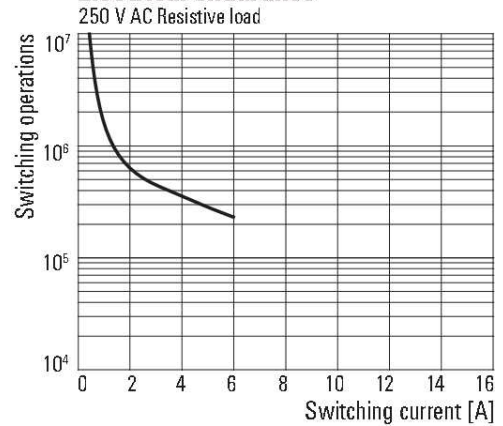
DC load breaking capacity



Operating voltage range DC



Electrical endurance



**RIDERSERIES
RCM570006**

Weidmüller Interface GmbH & Co. KG
 Klingenbergstraße 16
 D-32758 Detmold
 Germany
 Fon: +49 5231 14-0
 Fax: +49 5231 14-292083
 www.weidmueller.com

Drawings

Type code	RCM						with LED
Type RIDER Control Multiple							with LED + diode
Contacts							
2 2 CO contacts							
3 3 CO contacts							
5 4 CO contacts							
Contact material							
7 AgNi 90/10, with test button							
8 AgNi 90/10 hgp, with test button							
Type of construction							
0 Standard, 2.8 mm Faston							
						DC coil	
						006 6 V DC L06	
						012 12 V DC L12	AB2
						024 24 V DC L24	AC4
						048 48 V DC L48	AE8
						060 60 V DC L60	
						110 110 V DC M10	BB0
						220 220 V DC N20	
						AC coil	
						506 6 V AC R06	
						512 12 V AC R12	
						524 24 V AC R24	
						548 48 V AC R48	
						615 115 V AC S15	
						730 230 V AC T30	