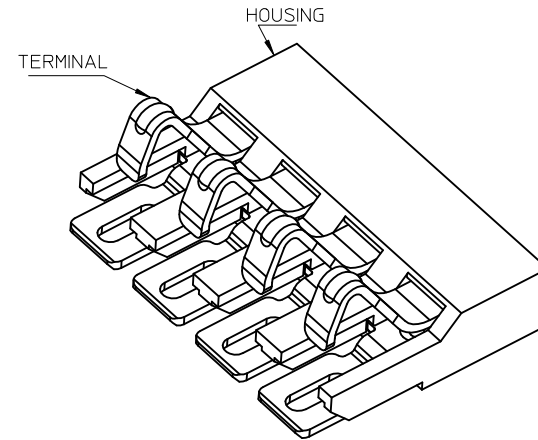
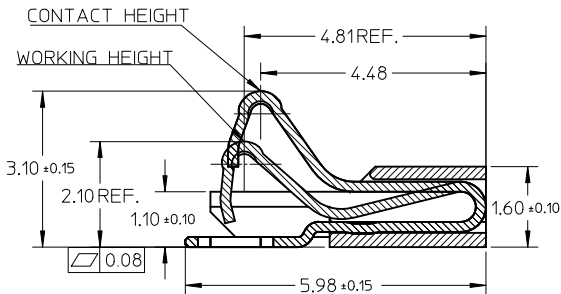
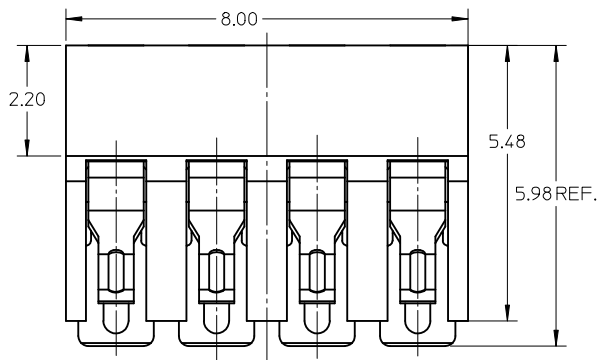
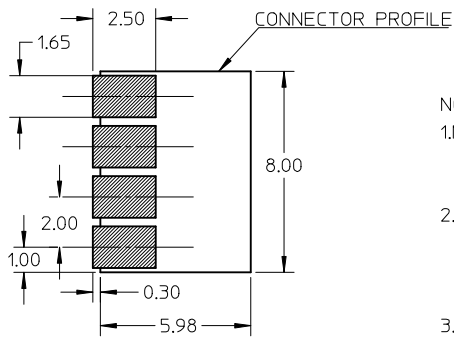
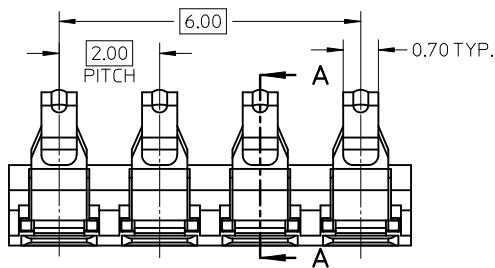


10 9 8 7 6 5 4 3 2 1



SECTION A-A



RECOMMENDED PCB LAYOUT

NOTE:

1.MATERIAL:

HOUSING: HIGH TEMPERATURE THERMOPLASTIC,COLOR:BLACK

TERMINAL: COPPER ALLOY

2.FINISH:

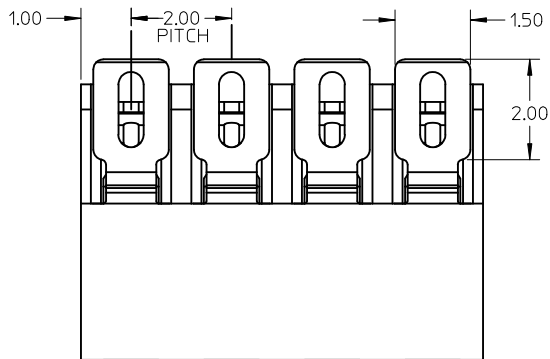
CONTACT AREA: 0.75 MICRON GOLD MIN OVER 1.25 MICRON NICKEL MIN.

SOLDER AREA: GOLD FLASH (0.075 ~ 0.125 MICRON) OVER 1.25 MICRON NICKEL MIN.

REST AREA: 1.25 MICRON NICKEL MIN.

3.PRODUCT SPECIFICATION: PS-47359-001

4.WORKING HEIGH: 2.10MM COUNTED FROM TOP OF PCB.



REVISED EC NO: S2011-0103 DRWN:SHONG 2010/08/04 CHKD:LING 2010/09/20 APPR: NAGESHKN 2010/09/22	QUALITY SYMBOLS ▽=0 ◻=0	GENERAL TOLERANCES (UNLESS SPECIFIED) mm INCH 4 PLACES ± --- ± --- 3 PLACES ± --- ± --- 2 PLACES ± 0.13 ± --- 1 PLACE ± 0.20 ± --- ANGULAR ± 1 °	DIMENSION STYLE MM ONLY	SCALE 5:1	DESIGN UNITS METRIC	THIRD ANGLE PROJECTION	
	DRAFT WHERE APPLICABLE MUST REMAIN WITHIN DIMENSIONS	DRAWN BY DATE LHSNEN 2005/11/18	CHECKED BY DATE XU XIANG 2006/06/13	APPROVED BY DATE JENNY CHEN 2006/06/13	TITLE 2.0MM PITCH 4 CIRCUITS 0.7MM CONTACT WIDTH BATTERY CONNECTOR	MOLEX MOLEX INCORPORATED	SHEET NO. 1 OF 1
	MATERIAL NO. 473590001	DOCUMENT NO. SD-47359-001	THIS DRAWING CONTAINS INFORMATION THAT IS PROPRIETARY TO MOLEX INCORPORATED AND SHOULD NOT BE USED WITHOUT WRITTEN PERMISSION				
	SIZE A3						

9 8 7 6 5 4 3 2 1