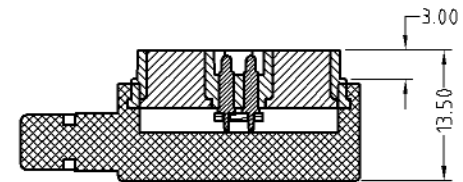
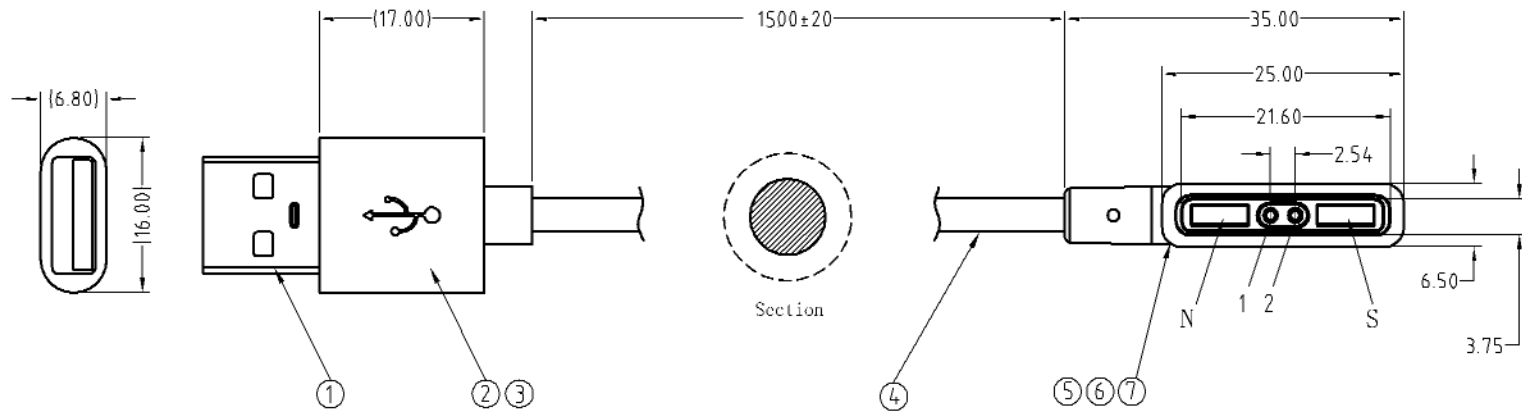


PROPRIETARY INFORMATION:
 PROPRIETARY OF GLOBTEK, INC. ANY REPRODUCTION, DISCLOSURE OR
 USE OF THIS DRAWING, IN WHOLE OR IN PART, IS HEREBY
 PROHIBITED EXCEPT AS SPECIFIED IN WRITING BY GLOBTEK, INC.

REVISION			
REV	DESCRIPTION	DATE	APPROVED
A	INITIAL RELEASE, RFS. 26876	08/23/17	DR




7	Magnet Connector
6	Lucency PE 3g
5	Black PVC UL94 V-0 4g
4	OD3.5 2Cx20 AWG Black Jacket PVC 55P 1500 mm
3	Black PVC UL94 V-0 4g
2	Lucency PE 3g
1	USB/AM 0.025 mmAu Black salt spray test 48H
(NO)	(Specification)

USB → CONN	
Vcc_1	--- 1 Red
GND_4	--- 4 Black

RELEASED
 By N.Frost at 3:48 pm, Aug 31, 2017

Note:
Mechanical:
 Contact force: 70g±20g at 1.0 mm working stroke
 Full stroke: 1.40 mm
 Life test: 50,000 cycles
Electrical:
 Rated current & voltage: DC 12V, 2A Max.
 Contact resistance: 50 milliohm Max.
 100% open & short test



DASH NO.	PART NO	REV.	DESCRIPTION	NOTES
TABULATION BLOCK				
		TOLERANCES: DECIMALS ANGULAR .xx +/- 0.1 +/- 1° .xxx +/- .005		 GlobTek, Inc. www.globtek.com 186 Veterans Dr. Northvale, NJ 07647 Tel. 201-784-1000 Fax 201.784.0111
		MILLIMETERS ANGULAR .xx +/- 0.3 +/- 1° .xxx +/- .013		
INIT.BY: DR	DATE: 08/23/17	DWG TITLE: MAGNETIC CABLE CONNECTOR		
DRAWN: NF	DATE: 08/23/17	FSCN No.: G, CC	SIZE: A	REV. A
APRVD: DR	DATE: 08/23/17	SCALE: NONE	PART NO: MAG2C2A11851M5USBA(R)	SHEET 1/1

Foot Note:
 Globtek Inc. will not be liable for the safety and performance of these power product if unauthorized access and repair occurs. End user should consult the applicable UL, CSA or EN Standards for proper installation instruction.

Limitation of Use:
 Globtek product are not authorized for use as mission critical components in life support, hazardous environment, nuclear or aircraft applications without prior written approval from the CEO of Globtek Inc.

Contents of this document are subject to change without prior notice