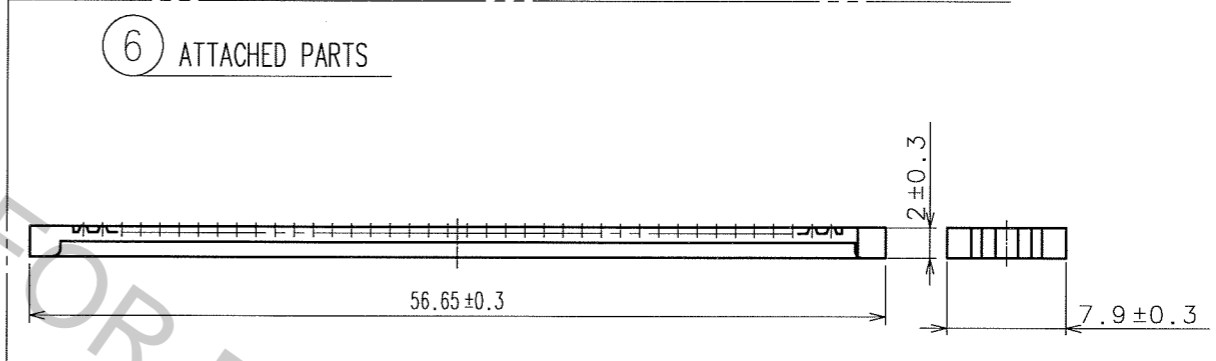
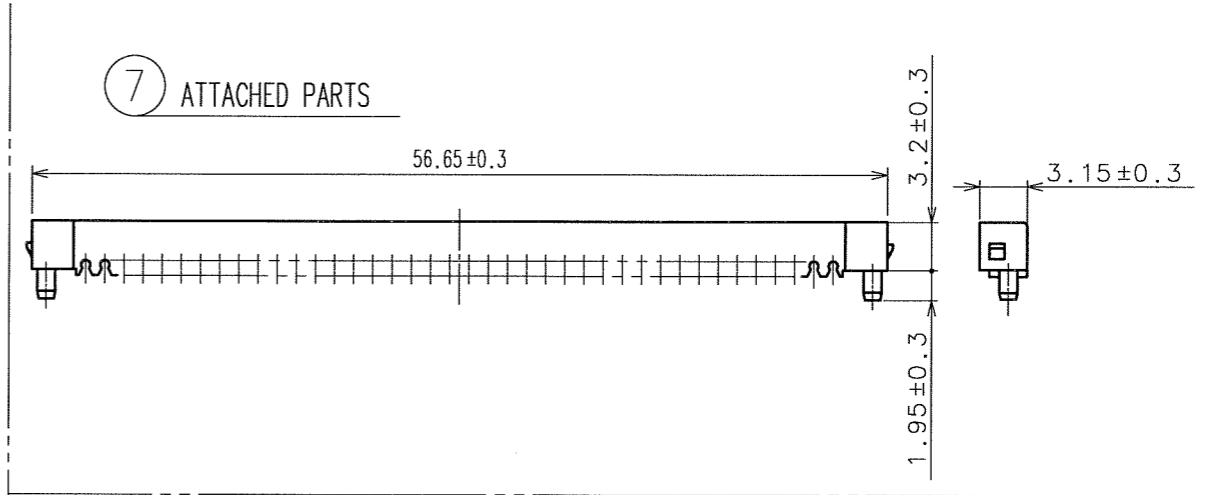
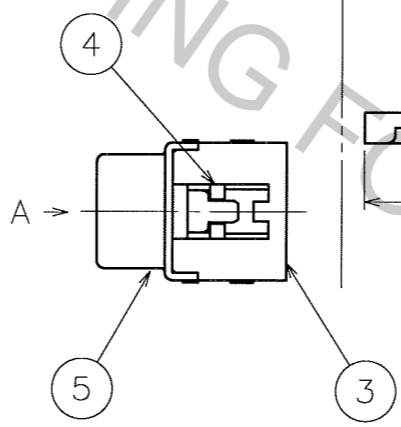
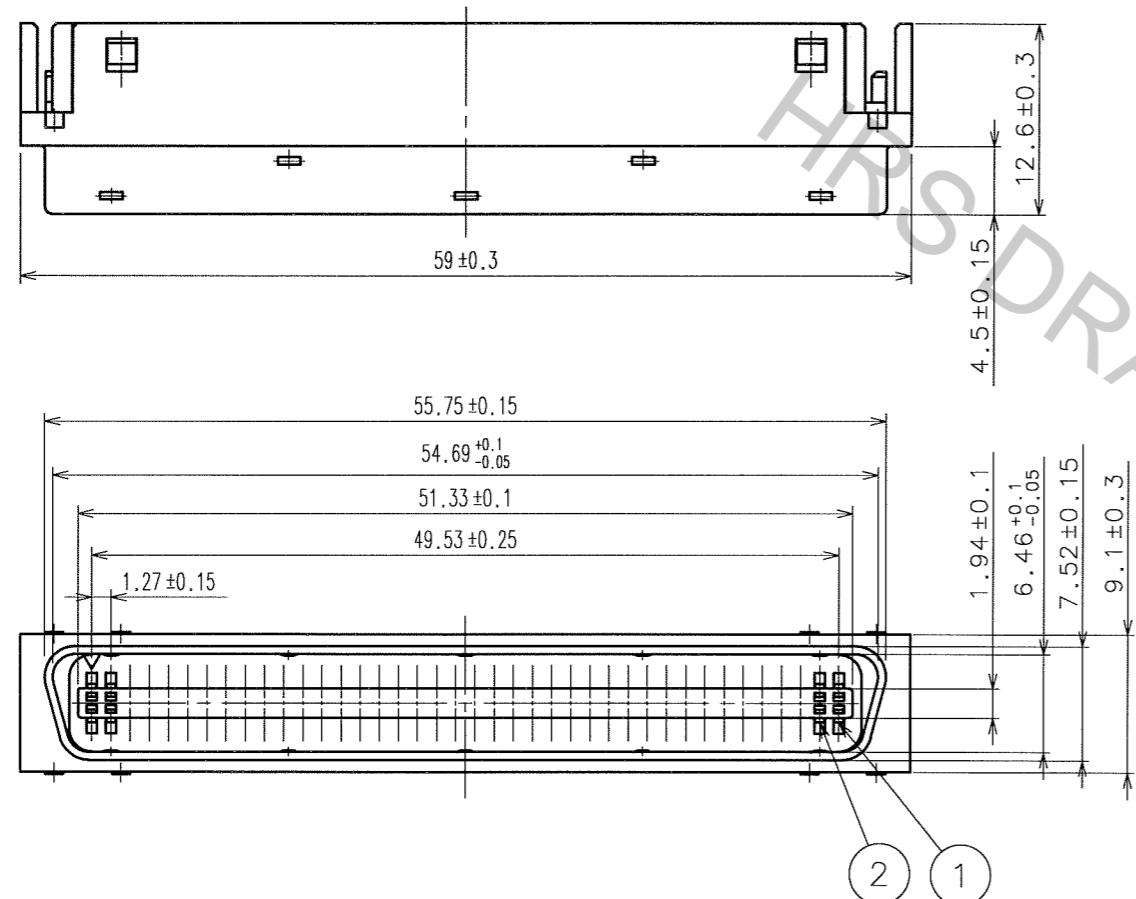


Apr.1.2017 Copyright 2017 HIROSE ELECTRIC CO., LTD. All Rights Reserved.

COUNT	DESCRIPTION OF REVISIONS	BY	CHKD	DATE	COUNT	DESCRIPTION OF REVISIONS	BY	CHKD	DATE
2	DIS-E-000197	Y.S	Y.E	05.08.29					



NOTE 1. FIXING FORCE OF REF.NO ③ TO BE 100N MIN TO DIRECTION A.

4	PBT	UL94V-0(BLACK)			
3	PBT	UL94V-0(BLACK)	7	PBT	UL94V-0(BLACK)
2	BERYLIUM COPPER	CONTACT AREA: GOLD PLATING IDC AREA: GOLD FLASH PLATING	6	PBT	UL94V-0(BLACK)
1	BERYLIUM COPPER	CONTACT AREA: GOLD PLATING IDC AREA: GOLD FLASH PLATING	5	STEEL	NICKEL PLATING
NO.	MATERIAL	FINISH, REMARKS	NO.	MATERIAL	FINISH, REMARKS

CODE NO. (OLD)	DRAWN	DESIGNED	CHECKED	APPROVED	RELEASED
	K. IWABUCHI	K. IWABUCHI	T. ASO	H. TANAKA	
	98.05.23	98.05.23	98.05.23	98.05.23	

	DRAWING NO. EDC3-040390	PART NO. DX30AM-80P
SCALE 2 : 1 UNITS mm	HIROSE ELECTRIC CO., LTD	CODE NO. CL230-5030-7

TO  
Q1  
USA