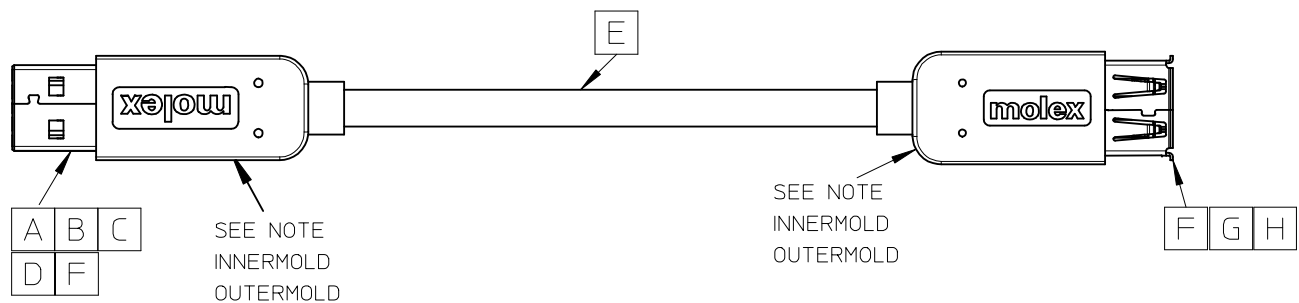
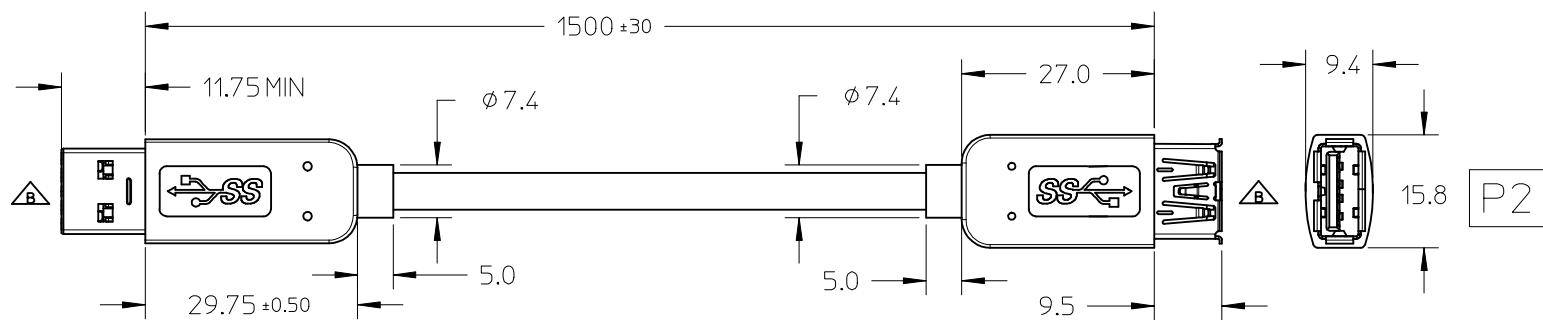
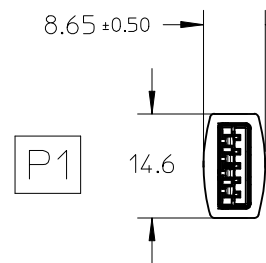
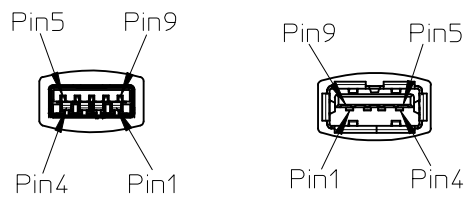


REVISIONS				
EC NO	DATE	REV	DESCRIPTION	CHANGER
N/A	2013/12/17	A	INITIAL RELEASE.	IFEI
CY14-6253	2014/03/10	B	TO MODIFY THE CHARACTERISTIC OF CONNECTORS.	IFEI



WIRING CHART			
P1	SIGNAL NAME	WIRE COLOR	P2
1	VBUS	RED	1
2	D-	WHITE	2
3	D+	GREEN	3
4	GND	BLACK	4
5	Std_SSRX-	BLUE	5
6	Std_SSRX+	YELLOW	6
7	GND_DRAIN	GND_DRAIN	7
8	Std_SSTX-	PURPLE	8
9	Std_SSTX+	ORANGE	9
SHELL	SHIELD	BRAID	SHELL

ITEM	DESCRIPTION	L(MM)	QTY
H	USB3.0 STD A COPPER FOIL		1
G	USB 3.0 STD A FEMALE CONNECTOR		1
F	HST F 1.5MM 125C (UL) BLK HF		A/R
E	USB 3.0 CABLE (2P+1P)*28*2C*24, SHLD,PVC, BLK, 5.0, UL2725		A/R
D	PRE-CUT COPPER FOIL 25*5		1
C	FRONT METAL FOR STD A PLUG		1
B	USB 3.0 STD A CONNECTOR ASSY		1
A	REAR METAL FOR STD A PLUG		1

SEE REVISIONS EC NO: CPG2014-2620 DRWN: IFEI 2014/02/25 CHKD: APPR: RTSAI 2014/03/11	QUALITY SYMBOLS $\nabla_F = 0$ $\nabla_F = 0$ $\nabla_F = 0$	GENERAL TOLERANCES (UNLESS SPECIFIED)		DIMENSION STYLE MM ONLY		SCALE 1:1	DESIGN UNITS METRIC	THIRD ANGLE PROJECTION																					
		<table border="1"> <thead> <tr> <th></th> <th>mm</th> <th>INCH</th> </tr> </thead> <tbody> <tr> <td>4 PLACES</td> <td>± ---</td> <td>± ---</td> </tr> <tr> <td>3 PLACES</td> <td>± ---</td> <td>± ---</td> </tr> <tr> <td>2 PLACES</td> <td>± 0.25</td> <td>± ---</td> </tr> <tr> <td>1 PLACE</td> <td>± 0.5</td> <td>± ---</td> </tr> <tr> <td>0 PLACE</td> <td>± ---</td> <td>± ---</td> </tr> </tbody> </table>			mm	INCH	4 PLACES	± ---	± ---	3 PLACES	± ---	± ---	2 PLACES	± 0.25	± ---	1 PLACE	± 0.5	± ---	0 PLACE	± ---	± ---	DRAWN BY DATE IFEI 2014/01/16		TITLE USB 3.0 A MALE TO FEMALE 1.5M		APPROVED BY DATE RTSAI 2014/01/17		molex	
			mm	INCH																									
		4 PLACES	± ---	± ---																									
3 PLACES	± ---	± ---																											
2 PLACES	± 0.25	± ---																											
1 PLACE	± 0.5	± ---																											
0 PLACE	± ---	± ---																											
ANGULAR ± 3 °		MATERIAL NO. 687890002		DOCUMENT NO. SD-68789-008		SHEET NO. 1 OF 2		DRAFT WHERE APPLICABLE MUST REMAIN WITHIN DIMENSIONS																					
SIZE $\nabla_A 4$		THIS DRAWING CONTAINS INFORMATION THAT IS PROPRIETARY TO MOLEX INCORPORATED AND SHOULD NOT BE USED WITHOUT WRITTEN PERMISSION																											

7

6

5

4

3

2

1

NOTE:**1. OVERMOLDING SPECIFICATION:**

- 1.1 INNER MOLDING: PE RESIN
1.2 OUTER MOLDING: PVC RESIN

2. APPLICATION CONDITION

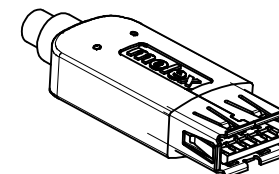
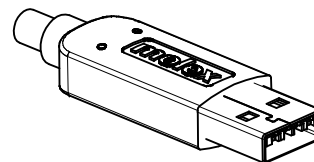
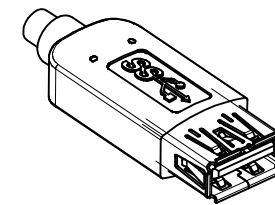
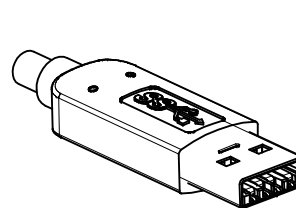
- 2.1 WORKING TEMPERATURE: 0° — +50°
2.2 STORAGE TEMPERATURE: -20° — +60°

3. MECHANICAL PERFORMACNE

- 3.1. CABLE ASSLY CAN PASS FLEXING TEST IN 100 CYCLES AT EACH OF 2 PLANES, PER EIA364-41 CONDITION I.
3.2. CABLE ASSEMBLY SR AREA SHOULD WITHSTAND A PULL FORCE 40N FOR ONE MINUTE WITHOUT COSMETIC AND FUNCTION DAMAGE.

4. ELECTRICAL PERFORMACNE

- 4.1 CURRENT RATING: 1.8A FOR POWER WIRE/ 0.25A FOR SIGNAL WIRE
4.2 VOLTAGE RATING: 30V AC

5. THIS PRODUCT MUST MEET THE EU RoHS CHEMICAL SUBSTANCES SPECIFICATION FOR PRODUCTS (2011/65/EU).

SEE REVISIONS EC NO: CPG2014-2620 DRWN: IFEI CHKD: APPR: RTSAI	2014/02/25 2014/03/11	DESCRIPTION REV	QUALITY SYMBOLS	GENERAL TOLERANCES (UNLESS SPECIFIED)		DIMENSION STYLE MM ONLY		SCALE 1:1	DESIGN UNITS METRIC	THIRD ANGLE PROJECTION		
			▽ _F = 0	4 PLACES ± --- ± ---	mm	INCH	DRAWN BY IFEI	DATE 2014/01/16	TITLE USB 3.0 A MALE TO FEMALE 1.5M			
			▽ _F = 0	3 PLACES ± --- ± ---			CHECKED BY	DATE				
			▽ _F = 0	2 PLACES ± 0.25 ± ---			APPROVED BY RTSAI	DATE 2014/01/17	DOCUMENT NO. SD-68789-008		SHEET NO. 2 OF 2	
B			0 PLACE ± --- ± ---	ANGULAR ± 3 °		MATERIAL NO. 687890002		THIS DRAWING CONTAINS INFORMATION THAT IS PROPRIETARY TO MOLEX INCORPORATED AND SHOULD NOT BE USED WITHOUT WRITTEN PERMISSION				
DRAFT WHERE APPLICABLE MUST REMAIN WITHIN DIMENSIONS				SIZE A 4								

6

5

4

3

2

1